

# Gateway College and Career Academy

## California Department of Education School Accountability Report Card Reported Using Data from the 2015-16 School Year

By February 1 of each year, every school in California is required by state law to publish a School Accountability Report Card (SARC). The SARC contains information about the condition and performance of each California public school. Under the Local Control Funding Formula (LCFF) all local educational agencies (LEAs) are required to prepare a Local Control Accountability Plan (LCAP), which describes how they intend to meet annual school-specific goals for all pupils, with specific activities to address state and local priorities. Additionally, data reported in an LCAP is to be consistent with data reported in the SARC.

- For more information about SARC requirements, see the California Department of Education (CDE) SARC Web page at <http://www.cde.ca.gov/ta/ac/sa/>.
- For more information about the LCFF or LCAP, see the CDE LCFF Web page at <http://www.cde.ca.gov/fq/aa/lc/>.
- For additional information about the school, parents/guardians, and community members should contact the school principal or the district office.

### DataQuest

DataQuest is an online data tool located on the [CDE DataQuest Web page](#) that contains additional information about this school and comparisons of the school to the district and the county. Specifically, DataQuest is a dynamic system that provides reports for accountability (e.g., test data, enrollment, high school graduates, dropouts, course enrollments, staffing, and data regarding English learners).

### Internet Access

Internet access is available at public libraries and other locations that are publicly accessible (e.g., the California State Library). Access to the Internet at libraries and public locations is generally provided on a first-come, first-served basis. Other use restrictions may include the hours of operation, the length of time that a workstation may be used (depending on availability), the types of software programs available on a workstation, and the ability to print documents.



### Mr. Miguel Contreras, Principal

Principal, Gateway College and Career Academy

#### About Our School

Gateway College and Career Academy (GCCA) opened its doors in August of 2013 and has served hundreds of students since that time. Our mission is to provide learners who are not on track to graduate with the opportunity to complete high school and achieve success within a supportive college community. Our school is located on the campus of Riverside City College and is open to students ages 16 to 21. GCCA students are dual high school and college students and have access to the many services and supports offered by the college. GCCA focuses on ensuring that our students not only get back on track toward their high school diploma, but more importantly, that they begin progress toward a post-secondary goal. The GCCA faculty and staff specialize in helping students learn the academic and student success skills necessary to achieve their college and career goals. It is our belief that any student, no matter what struggles they have faced in the past, is capable of being a successful if they are motivated and appropriately supported. We provide a smaller more personalized educational experience that is a better fit for many students.

#### Contact

Gateway College and Career Academy  
4800 Magnolia Ave.  
Riverside, CA 92506-1201

Phone: 951-222-8089  
E-mail: [info@riversidegatewaycollege.org](mailto:info@riversidegatewaycollege.org)

## About This School

### Contact Information (School Year 2016-17)

District Contact Information (School Year 2016-17)	
<b>District Name</b>	Riverside County Office of Education
<b>Phone Number</b>	(951) 826-6530
<b>Superintendent</b>	Judy White
<b>E-mail Address</b>	<a href="mailto:jwhite@rcoe.us">jwhite@rcoe.us</a>
<b>Web Site</b>	<a href="http://www.rcoe.us">http://www.rcoe.us</a>

School Contact Information (School Year 2016-17)	
<b>School Name</b>	Gateway College and Career Academy
<b>Street</b>	4800 Magnolia Ave.
<b>City, State, Zip</b>	Riverside, Ca, 92506-1201
<b>Phone Number</b>	951-222-8089
<b>Principal</b>	Mr. Miguel Contreras, Principal
<b>E-mail Address</b>	<a href="mailto:info@riversidegatewaytocollege.org">info@riversidegatewaytocollege.org</a>
<b>Web Site</b>	<a href="http://www.thinkbeyonddiploma.org">www.thinkbeyonddiploma.org</a>
<b>County-District-School (CDS) Code</b>	33103300128777

*Last updated: 2/13/2017*

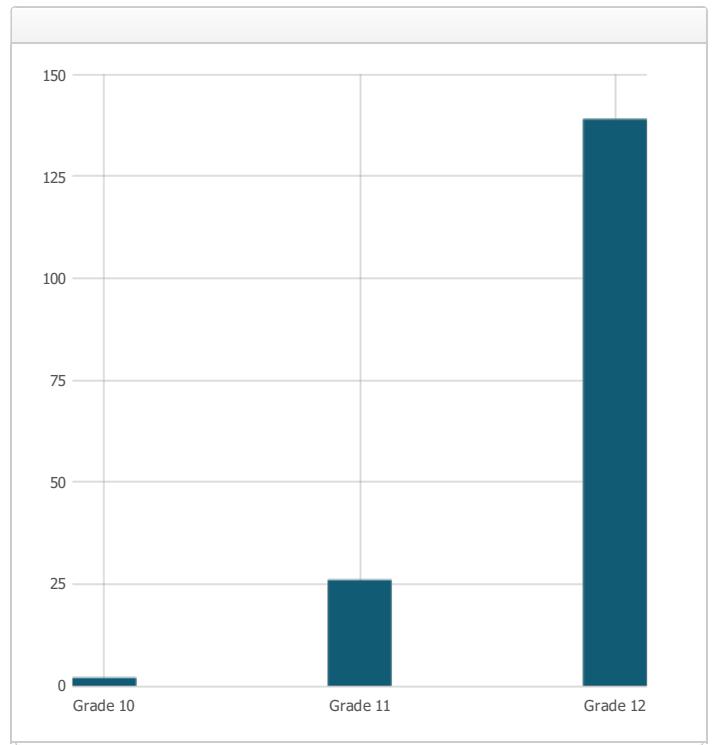
### School Description and Mission Statement (School Year 2016-17)

The mission of Gateway College and Career Academy (GCCA) is to provide youth, 16 to 21 years of age, who are not on track to graduate or have stopped attending school, with the opportunity to simultaneously earn a high school diploma and achieve success at the community college. Students accumulate high school and college credits, earning their high school diploma while progressing toward an associate's degree, career technical education certificate or college transfer program. To that end, GCCA provides students with a continuum of services that helps students achieve academic success, opens their eyes to post high school opportunities, provides an avenue for students to transition to the postsecondary environment, and supports students during their enrollment. Following successful completion of the first term cohort-based college preparatory experience, students transition to classes with the college's general (adult) population. GCCA counselors develop individual student education plans that prepare, advance, and measure student progress toward high school completion, college preparation and success. GCCA offers numerous school-to-career pathways which include transfer to a four year college/university and career technical education certifications and associate degrees in a variety of fields. The school actively recruits a diverse student population from throughout Riverside County who understand and value the school's mission and are committed to the school's instructional and operational philosophy. GCCA is one of 43 schools in the Gateway to College National Network. Opened in August 2013, Gateway College and Career Academy operates as a California public charter school, chartered by Riverside County Office of Education and located on the Riverside City College campus of the Riverside Community College District.

*Last updated: 2/13/2017*

**Student Enrollment by Grade Level (School Year 2015-16)**

Grade Level	Number of Students
Grade 10	2
Grade 11	26
Grade 12	139
Total Enrollment	167



*Last updated: 2/13/2017*

**Student Enrollment by Student Group (School Year 2015-16)**

Student Group	Percent of Total Enrollment
Black or African American	10.0 %
American Indian or Alaska Native	0.0 %
Asian	1.4 %
Filipino	1.4 %
Hispanic or Latino	57.0 %
Native Hawaiian or Pacific Islander	1.2 %
White	29.0 %
Two or More Races	1.2 %
Other	-1.2 %
Student Group (Other)	Percent of Total Enrollment
Socioeconomically Disadvantaged	60.0 %
English Learners	13.2 %
Students with Disabilities	3.6 %
Foster Youth	2.4 %

*Last updated: 2/13/2017*

## A. Conditions of Learning

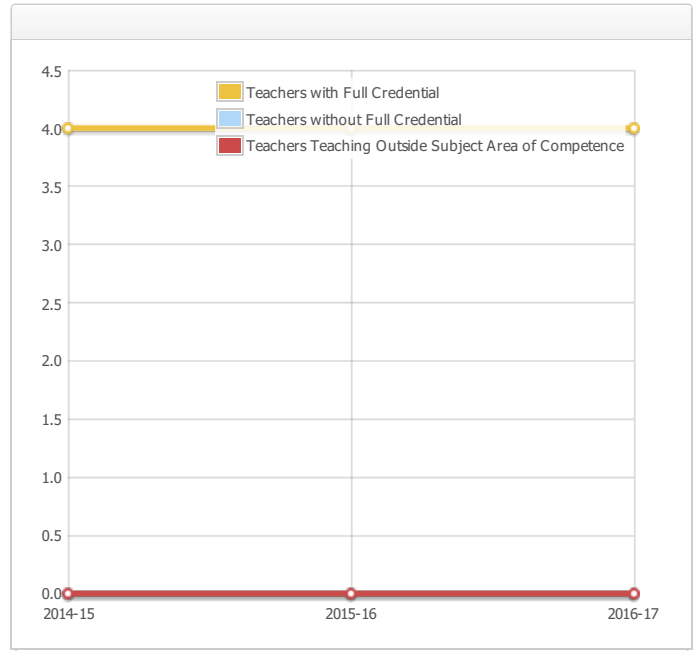
### State Priority: Basic

The SARC provides the following information relevant to the State priority: Basic (Priority 1):

- Degree to which teachers are appropriately assigned and fully credentialed in the subject area and for the pupils they are teaching;
- Pupils have access to standards-aligned instructional materials; and
- School facilities are maintained in good repair

#### Teacher Credentials

Teachers	School			District
	2014-15	2015-16	2016-17	2016-17
With Full Credential	4	4	4	
Without Full Credential	0	0	0	
Teachers Teaching Outside Subject Area of Competence (with full credential)	0	0	0	



Last updated: 2/13/2017

#### Teacher Misassignments and Vacant Teacher Positions

Indicator	2014-15	2015-16	2016-17
Misassignments of Teachers of English Learners	0	0	0
Total Teacher Misassignments*	0	0	0
Vacant Teacher Positions	0	0	0



Note: "Misassignments" refers to the number of positions filled by teachers who lack legal authorization to teach that grade level, subject area, student group, etc.

\* Total Teacher Misassignments includes the number of Misassignments of Teachers of English learners.

Last updated: 2/13/2017

**Core Academic Classes Taught by Highly Qualified Teachers (School Year 2015-16)**

<b>Location of Classes</b>	<b>Percent of Classes In Core Academic Subjects Taught by Highly Qualified Teachers</b>	<b>Percent of Classes In Core Academic Subjects Not Taught by Highly Qualified Teachers</b>
This School	100.0%	0.0%
All Schools in District	100.0%	0.0%
High-Poverty Schools in District	100.0%	0.0%
Low-Poverty Schools in District	0.0%	0.0%

Note: High-poverty schools are defined as those schools with student eligibility of approximately 40 percent or more in the free and reduced price meals program. Low-poverty schools are those with student eligibility of approximately 39 percent or less in the free and reduced price meals program.

*Last updated: 2/13/2017*

## School Facility Conditions and Planned Improvements

Gateway College and Career Academy is located on the grounds of Riverside City College. RCC has regular custodial staff that along with other college personnel maintain the grounds and facilities on a daily basis. The campus facilities and grounds are regularly inspected and evaluated.

*Last updated: 2/13/2017*

## School Facility Good Repair Status

Year and month of the most recent FIT report: October 2016

System Inspected	Rating	Repair Needed and Action Taken or Planned
Systems: Gas Leaks, Mechanical/HVAC, Sewer	Good	
Interior: Interior Surfaces	Good	
Cleanliness: Overall Cleanliness, Pest/Vermin Infestation	Good	
Electrical: Electrical	Good	
Restrooms/Fountains: Restrooms, Sinks/Fountains	Good	
Safety: Fire Safety, Hazardous Materials	Good	
Structural: Structural Damage, Roofs	Good	
External: Playground/School Grounds, Windows/Doors/Gates/Fences	Good	

## Overall Facility Rate

Year and month of the most recent FIT report: October 2016

Overall Rating	Exemplary
----------------	-----------

*Last updated: 2/13/2017*

## B. Pupil Outcomes

### State Priority: Pupil Achievement

The SARC provides the following information relevant to the State priority: Pupil Achievement (Priority 4):

- **Statewide assessments** (i.e., California Assessment of Student Performance and Progress [CAASPP] System, which includes the Smarter Balanced Summative Assessments for students in the general education population and the California Alternate Assessments [CAAs] for English language arts/literacy [ELA] and mathematics given in grades three through eight and grade eleven. The CAAs have replaced the California Alternate Performance Assessment [CAPA] for ELA and mathematics, which were eliminated in 2015. Only eligible students may participate in the administration of the CAAs. CAA items are aligned with alternate achievement standards, which are linked with the Common Core State Standards [CCSS] for students with significant cognitive disabilities); and
- The percentage of students who have successfully completed courses that satisfy the requirements for entrance to the University of California and the California State University, or career technical education sequences or programs of study.

## Career Technical Education Programs (School Year 2015-16)

---

GCCA students have access to over 100 career technical education programs offered by Riverside City College. Program offerings can be found by visiting: <http://www.rcc.edu/departments/careertech/Documents/2015-2017%20RCCD%20CTE%20Handbook.pdf>

Career technical education courses are offered to students as part of their VPA/CTE graduation requirement or can be taken as elective courses. Students who take RCC career technical education courses receive dual credit, meaning they are applied to both their high school diploma and their college degree/certification.



# State Priority: Other Pupil Outcomes

The SARC provides the following information relevant to the State priority: Other Pupil Outcomes (Priority 8):

- Pupil outcomes in the subject area of physical education

## C. Engagement

### State Priority: Parental Involvement

The SARC provides the following information relevant to the State priority: Parental Involvement (Priority 3):

- Efforts the school district makes to seek parent input in making decisions for the school district and each schoolsite

#### Opportunities for Parental Involvement (School Year 2016-17)

---

Parents are encouraged to attend the school program orientation, student exhibitions and parent conferences. All parents are encouraged to take an active role in their student's education through ongoing communication with the school. Additionally, opportunities for involvement in school planning and operations are made available through participation in Board of Director's open meetings and subcommittees.

### State Priority: Pupil Engagement

*Last updated: 2/13/2017*

The SARC provides the following information relevant to the State priority: Pupil Engagement (Priority 5):

- High school dropout rates; and
- High school graduation rates

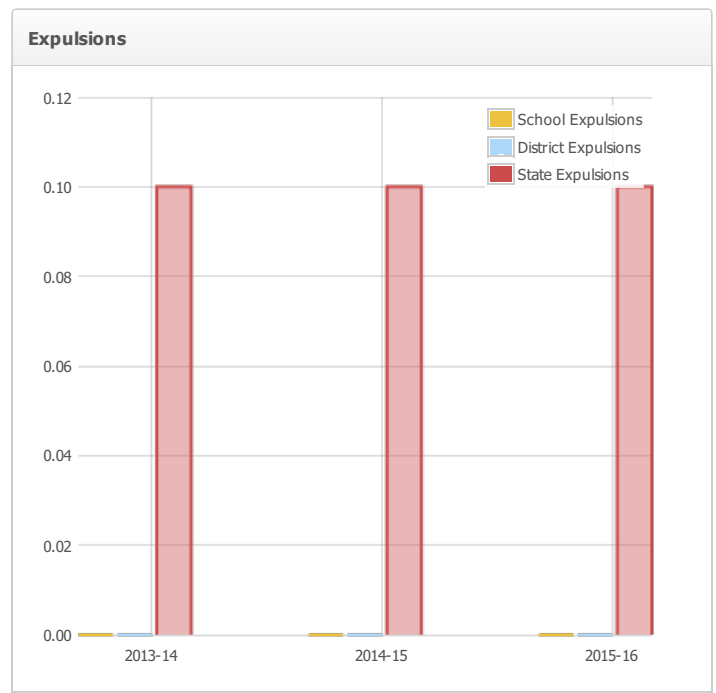
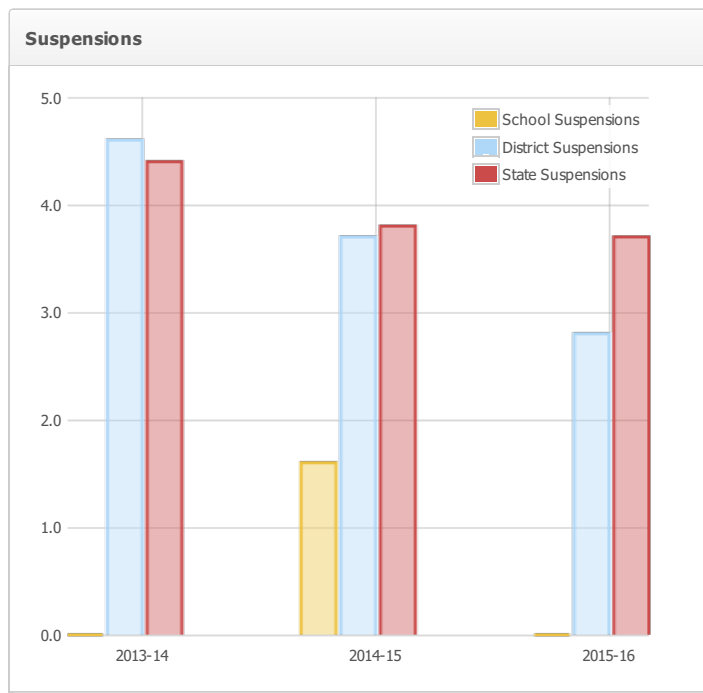
# State Priority: School Climate

The SARC provides the following information relevant to the State priority: School Climate (Priority 6):

- Pupil suspension rates;
- Pupil expulsion rates; and
- Other local measures on the sense of safety

## Suspensions and Expulsions

Rate	School			District			State		
	2013-14	2014-15	2015-16	2013-14	2014-15	2015-16	2013-14	2014-15	2015-16
Suspensions	0.0	1.6	0.0	4.6	3.7	2.8	4.4	3.8	3.7
Expulsions	0.0	0.0	0.0	0.0	0.0	0.0	0.1	0.1	0.1



Last updated: 2/13/2017

## School Safety Plan (School Year 2016-17)

GCCA is integrated with the Riverside City College and Riverside Community College District emergency preparedness plan. The school takes part in campus and district wide planning and preparation activities, including evacuation drills and active shooter drills. You may access the RCCD emergency preparedness plan here: <http://www.rccd.edu/administration/police/Documents/RCCEmergencyPlan.pdf>

Last updated: 2/13/2017

## **D. Other SARC Information**

The information in this section is required to be in the SARC but is not included in the state priorities for LCFF.

**Average Class Size and Class Size Distribution (Secondary)**

Subject	2013-14				2014-15				2015-16			
	Average Class Size	Number of Classes *			Average Class Size	Number of Classes *			Average Class Size	Number of Classes *		
		1-22	23-32	33+		1-22	23-32	33+		1-22	23-32	33+
English	24.0	1	2	1	28.0	2	1	2				
Mathematics	25.0	1	2	1	28.0	1	1	2				
Science	0.0	0	0	0	0.0	0	0	0				
Social Science	23.0	1	2	0	25.0	2	2	0				

\* Number of classes indicates how many classrooms fall into each size category (a range of total students per classroom). At the secondary school level, this information is reported by subject area rather than grade level.

*Last updated: 2/13/2017*

**Academic Counselors and Other Support Staff (School Year 2015-16)**

Title	Number of FTE* Assigned to School	Average Number of Students per Academic Counselor
Academic Counselor	5.0	35.0
Counselor (Social/Behavioral or Career Development)		N/A
Library Media Teacher (librarian)		N/A
Library Media Services Staff (paraprofessional)		N/A
Psychologist		N/A
Social Worker		N/A
Nurse		N/A
Speech/Language/Hearing Specialist		N/A
Resource Specialist (non-teaching)		N/A
Other		N/A

Note: Cells with N/A values do not require data.

\*One Full Time Equivalent (FTE) equals one staff member working full time; one FTE could also represent two staff members who each work 50 percent of full time.

*Last updated: 2/13/2017*